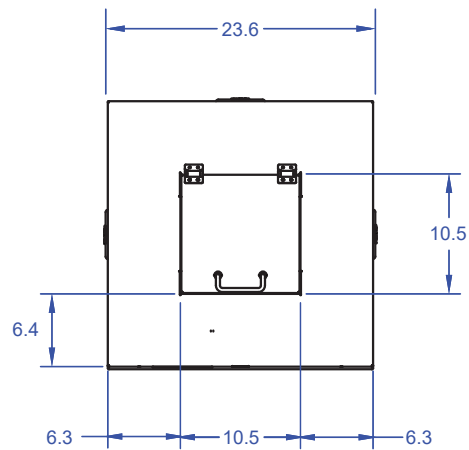
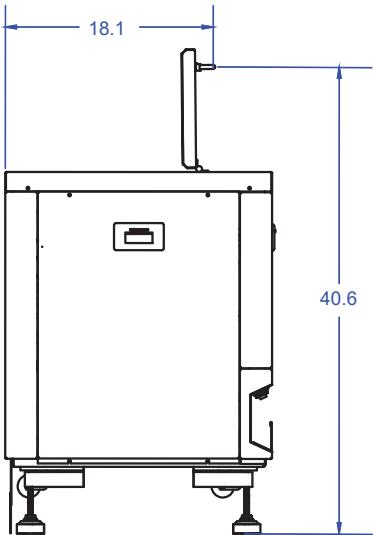


LFC-25

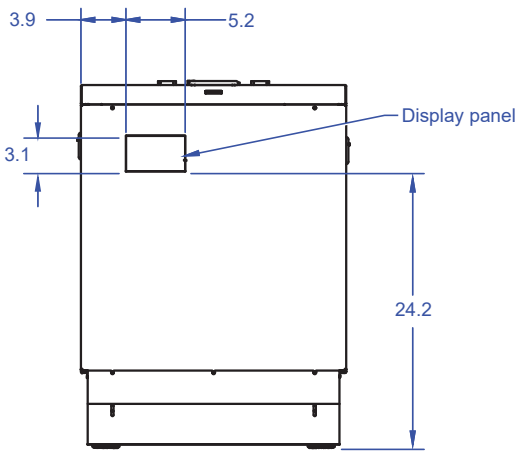
Dimensions in inches ±0.1"
(derived from mm)



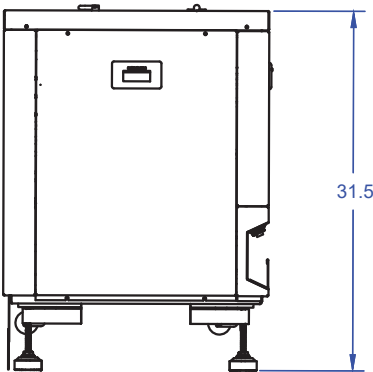
Top



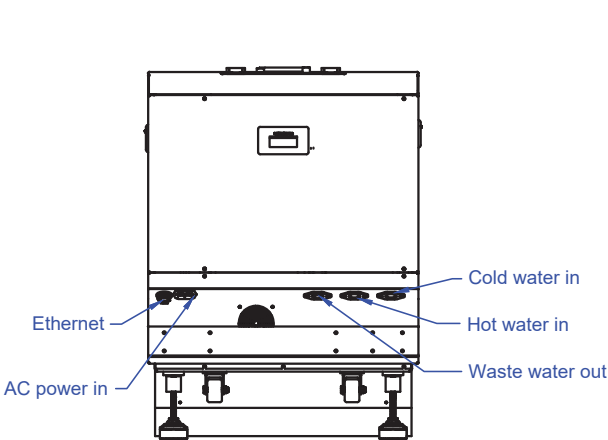
Right with door fully open



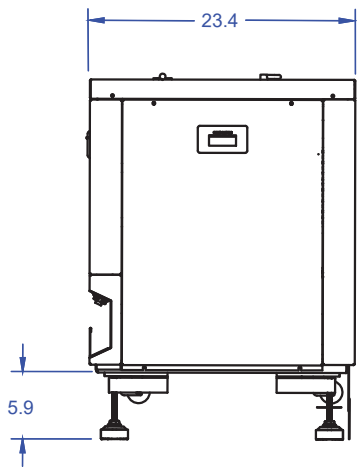
Front



Right



Back



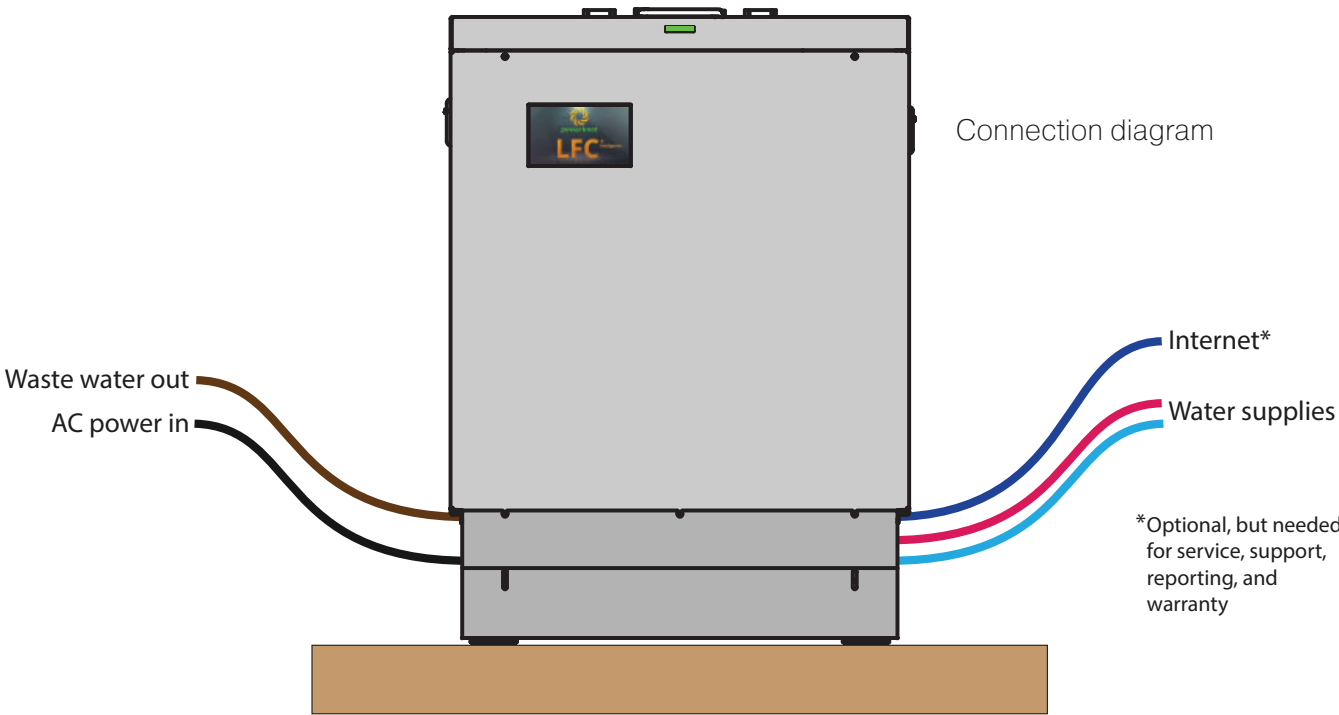
Left

LFC-25

Biodigester



Rear view



Connection diagram

Internet*
Water supplies

*Optional, but needed
for service, support,
reporting, and
warranty



Power Knot LLC | 47613 Warm Springs Blvd | Fremont, CA 94539 USA | +1-408-889-8433 | info@powerknot.com | www.powerknot.com

Power Knot, the Power Knot logo, the Power Knot mark, LFC, and LFC Cloud are trademarks or registered trademarks of Power Knot LLC. All other trademarks used herein are the property of their respective owners. Copyright © 2009–2021 Power Knot LLC; all rights are reserved. Specifications are subject to change at any time without notice. Document number 96-01033-11, 11 February 2021.

LFC-25

Installation Requirements

Nominal capacity per day

25 kg (55 lb) of food waste

Construction

All stainless steel (chassis, side panels, drum, shaft, arms, paddles, and load cells). Chassis is mirror finish (EN 10088-2 specification 2P)

Operating environment

Indoors or covered patio

Must not be exposed to rain, snow, or sunshine

Ingress protection

IP54 – splash proof and dust proof

Ambient operating temperature

4°C~38°C (39°F~100°F)

Operating altitude

1000 m (3300 ft)

Floor surface flatness required

±15 mm (0.6")

Weight when empty

136 kg (300 lb)

Moving and positioning

Machine is rolled into place with casters

Machine is raised once in position and supported by feet and rubber pads

Weight when full

179 kg (394 lb) maximum

Load per pad

60 kg (131 lb) maximum

Pressure per pad

58 kPa (8 psi), maximum

Space required around machine

Left side, right side, and back: can each be flush against panels or walls.

Front: can be flush for operation but requires 60 cm (24") for loading

Water inlets

Filters: use external filters to remove particles and hardness

Fitting: DN15 (½" NPT) female

Pipes: Typically use flexible hose pipes to allow machine to move freely. Install valves to disconnect water for servicing and backflow prevention devices if required

Pressure, standard: 200 to 550 kPa (29 to 80 psi, 2.0 to 5.6 kg/cm²)

Pressure, marine: 100 to 550 kPa (14.5 to 80 psi, 1.0 to 5.6 kg/cm²)

Flow rate: 7.5 litre per minute (2 gpm) max. @ 450 kPa (65 psi, 4.5 kg/cm²)

Hot water: 45°C~75°C (113°F~167°F)

Cold water: 5°C~35°C (41°F~95°F)

The supplied water is mixed internally. The temperatures must be such that the internal temperature of 45°C (113°F) can be attained.

Water input per day

75 litre (20 gallon) typical

Waste water outlet

Fitting: DN15 (½" NPT) female

Pipes: Typically use flexible coupling on output to permit machine to move freely.

Connect waste water outlet higher than machine or install a stop valve on the outlet pipe (used for commissioning)

Drain

Type: Must exit to sewer (not storm drain); grease trap is required in most jurisdictions

Height: Internal pump can pump water up to a height of 3.5 m (11.5'). Use one way valve externally if height is more than 1 m (3')

Total waste water output per day

100 litre (26 gallon), typical

Flow rate of waste water out

10 l/min (2.6 gpm), maximum

0.1 l/min (0.02 gpm), typical average

AC supply

Universal ac input: 100 V to 260 V, 47 Hz to 63 Hz

Single phase + PE

Circuit breaker: 12 A

Inlet socket: IEC 60320-1 C20, fused with two 6.3 A 5x20 mm fuses

AC power cord

Ordered separately to suit destination ac power source. Length: 180 cm (6')

Outlet must be accessible by operator and have a safety disconnect

Maximum power

200 W

Energy per day

1.5 kWh typical

User interface

3-color LED through diffused slot

5" touchscreen with 65k colors

Ethernet

RJ45, 100 baseT

DHCP or fixed IP address

Connect to Internet with direct cable, Wi-Fi client, or GSM modem

Automatically connects to LFC Cloud for remote support, reporting, and monitoring (included in purchase price). Connection is required to extend warranty to 3 years

Powerzyme

(Microorganisms and enzymes)

0.25 litre, included with initial purchase

Powerchips

(Medium for microorganisms)

25 litre, included with initial purchase

Operating lifetime

Expected to be 15 to 25 years

Warranty

3 years on all parts and components when connected to the LFC Cloud

1 year for marine and rental machines, or

when not connected to the LFC Cloud

Safety

Certified to UL430:2018

(waste disposal machines)

CAN/CSA-C22.2 No. 60335-1:11

EN 60335-1:2020

CAN/CSA-C22.2 No. 60335-2-16:16

EN 60335-2-16:2002+A1:2008+A2:2011

(waste food disposers)

EMC and EMI

47 CFR FCC part 15, subpart B, class B

ICES-003:2016 Issue 6, class B

ANSI C63.4:2014

EN 61000-6-1:2007 & 2005

EN 61000-6-3:2007+A1:2011 & 2006

CISPR 16-2-3:2016,

CISPR 16-2-1:2006

CISPR 16-1-2:2003 + A1:2004 + A2:2006

EN 61000-3-2:2005 +A1:2008 +A2:2009

EN 61000-3-3:2008

EN 61000-4-2:1995

EN 61000-4-3:2006

EN 61000-4-4:2004

EN 61000-4-5:2006

EN 61000-4-6:2014

EN 61000-4-8:1993

EN 61000-4-11:2004

RoHS

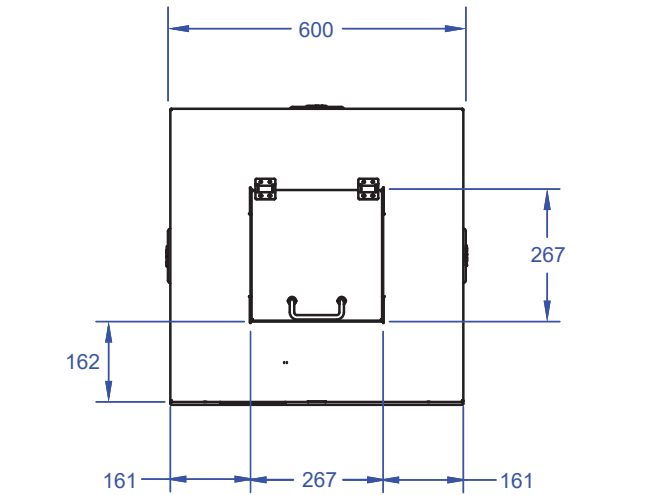
Compliant for EU and China



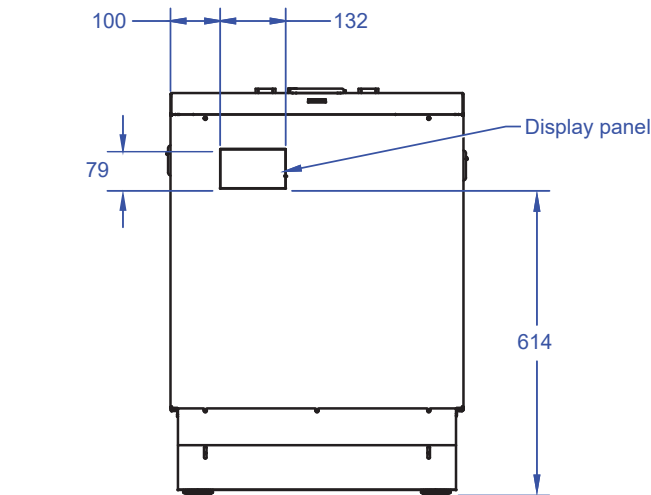
For complete details see User's Manual

LFC-25

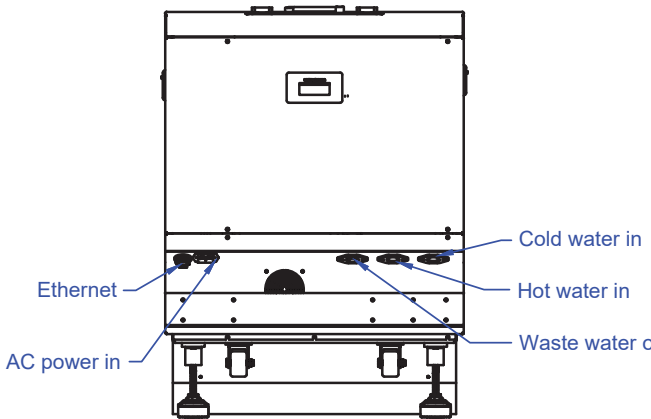
Dimensions in mm ±2 mm



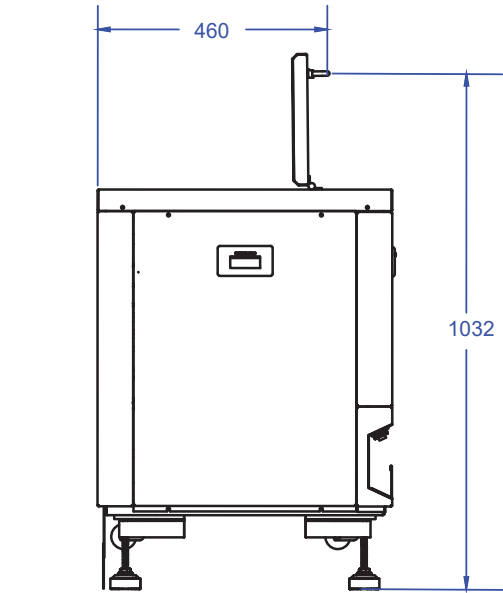
Top



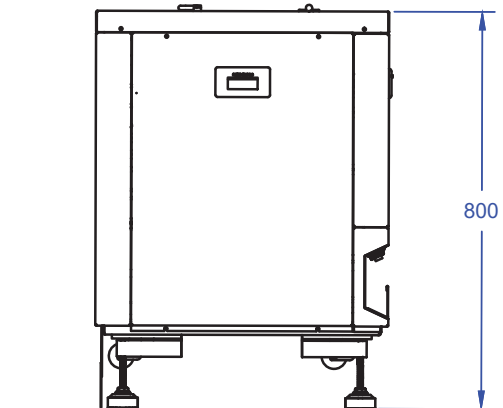
Front



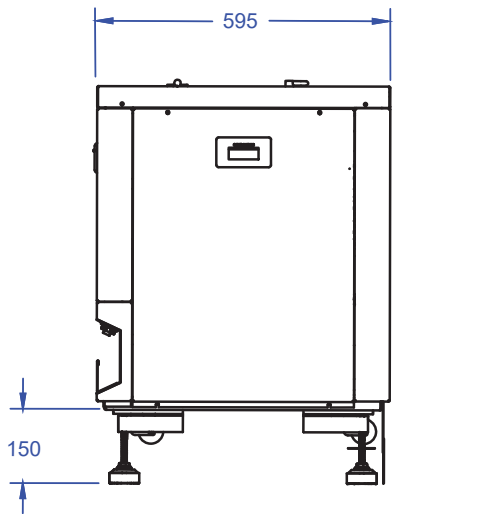
Back



Right with door fully open



Right



Left